

# Start Here

## for Setup and Connection

For advanced configuration, refer to the User Guide on the CD-ROM.

- Use this Guide for first time setup of your Router.
- Setup wizard requires a PC with Microsoft Windows 98SE, Me, 2000 or XP
- Continue to step A.

### Package Contents

- Wireless-G Broadband Router with SpeedBooster
- Setup CD-ROM with Symantec Internet Security
- User Guide on CD-ROM
- Power Adapter
- Ethernet Network Cable
- Quick Installation Guide
- Registration Card

2.4GHz  
802.11g


# Wireless-G

## Broadband Router with SpeedBooster

Quick Installation

Wireless

**A** Insert the Setup CD into your CD-ROM drive.



**B** This Welcome screen will appear on your monitor.




**C** Click the **Click Here to Start** button.

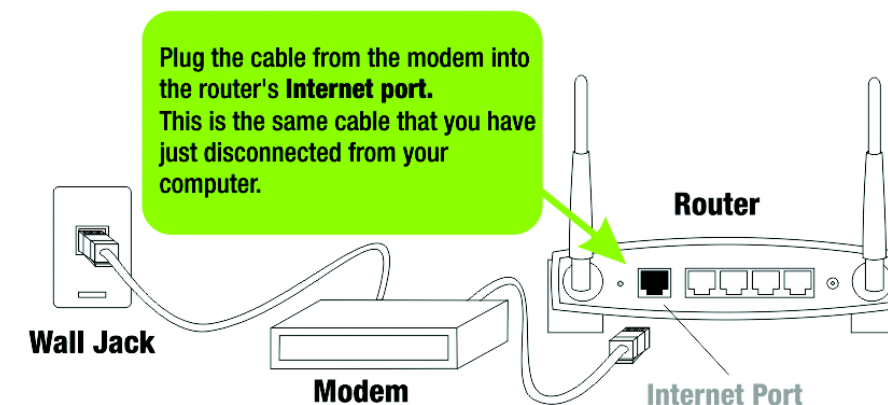


**D** Follow these steps.

# 1



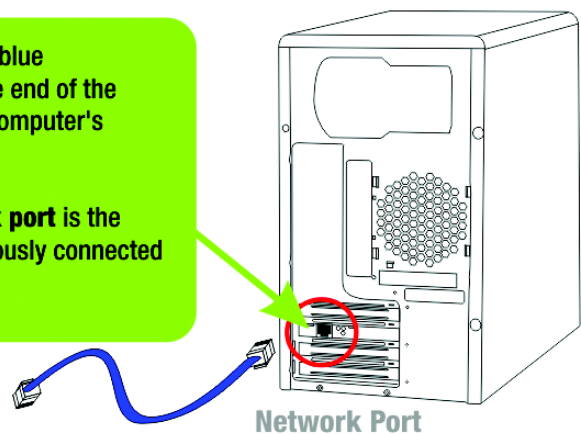
# 2



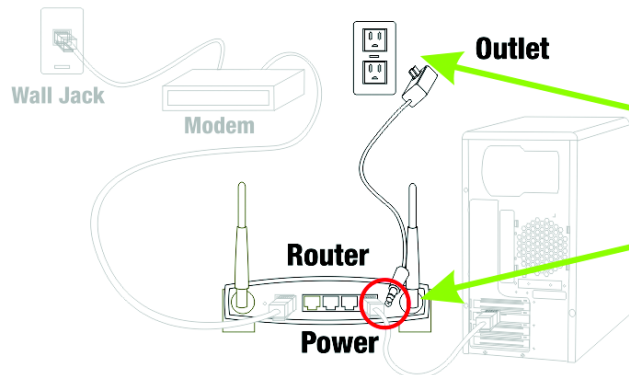
3

The Router comes with a blue network cable. Plug one end of the network cable into your computer's network port.

Your computer's network port is the same port that was previously connected to the modem.



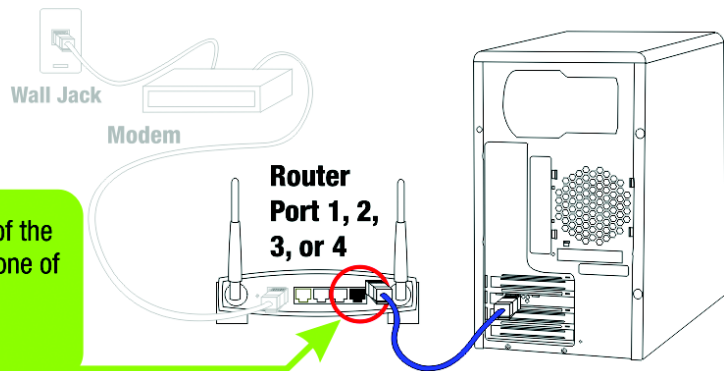
5



Plug the power adapter into the Router's Power port. Plug the other end into an electrical outlet.

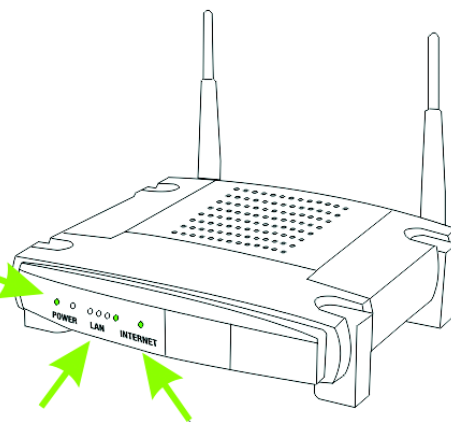
4

Plug the other end of the network cable into one of the Router's ports numbered 1 to 4.



6

On the Router's front panel, the Power, Internet and at least one of the numbered (1, 2, 3, or 4) LEDs should be lit. If not, make sure the cables are securely connected.



E When you are finished with the Wizard and are waiting for your Internet connection, this screen will appear. Continue with the steps on the Setup Wizard and follow the on-screen instructions.



F When you have successfully finished setting up the Router, this screen will appear.



**LINKSYS**  
A Division of Cisco Systems, Inc.

For additional information or troubleshooting help, refer to the User Guide on the Setup CD-ROM. You can also call or email for further support.

<b>24-hour Technical Support</b>	<b>800-326-7114 (toll-free from US or Canada)</b>
<b>E-mail Support</b>	<a href="mailto:support@linksys.com">support@linksys.com</a>
<b>Website</b>	<a href="http://www.linksys.com">http://www.linksys.com</a> or
	<a href="http://support.linksys.com">http://support.linksys.com</a>
<b>RMA (Return Merchandise Authorization)</b>	<a href="http://www.linksys.com/support">http://www.linksys.com/support</a>
<b>FTP Site</b>	<a href="ftp://ftp.linksys.com">ftp://ftp.linksys.com</a>
<b>Sales Information</b>	800-546-5797 (800-LINKSYS)

Linksys is a registered trademark or trademark of Cisco Systems, Inc. and/or its affiliates in the U.S. and certain other countries. Copyright © 2003 Cisco Systems, Inc. All rights reserved.